


MEAT GOAT




Step 1



5-6 year old Project Book

NAME _____

What you will learn



How to take care of a meat goat
Where a meat goat lives
What a meat goat likes to eat
How to identify body parts of a meat goat
Ways to show a meat goat

Objectives

Learn how animals are like you
Learn to master different hands-on skills
Learn to work with other living things
Learn to share what you learn with your friends



NOTE

To help your child better understand the subject matter related to these activities you may obtain information from your local Cooperative Extension Service office. Helpful sheep publications are Meat Goat Showmanship (ANS 96-603S/G), and the Meat Goat Exhibitor's Project Guide (ANS 96-604S/G & ANS 96-605S/G).



KIDS


This fun book will help you learn about your meat goat, while working with your project. Remember that if you need help reading this booklet be sure to ask for someone to help you. Also if you need help completing any of the activities in the fun book be sure to ask someone in your family or a volunteer that knows about meat goats. Good luck with your goat project and have a great time.

My name is _____.
I live in _____ County.
I am _____ years old.
The name of my 4-H club is _____.

My goat's name is _____.
He/She is a _____ breed.
His/Her birthday is _____.
My goat likes to eat _____ and
_____.

NOTES

Parents read the paragraph aloud to your child and help him/her answer these questions to get him/her started with their fun record.




Fun Things To Do

These are the things you and your child can do in this meat goat project book. Discuss each activity with your child and make a check by the ones you decide to do.

- Spend time planning your project by using the Cooperative Extension Service materials mentioned on page 2.
- Color the pictures in the fun record
- Draw a picture of your home
- Draw a picture of your goat's home
- Match the 4-H'er with the food he/she eats
- Match the goat with the food it eats
- Label the body parts of the 4-H'er
- Label the body parts of the goat
- Complete the caring for my goat story
- Complete the show equipment find a word
- Complete the showmanship multiple choice
- Complete the good showman checklist
- Learn things a judge might ask
- Make a meat goat collage



Where Do We Live?




Draw a picture of your house.

Draw a picture of your goat's house.

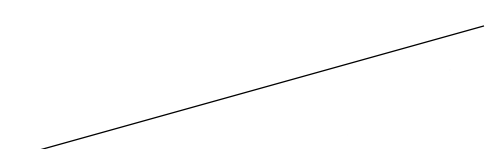
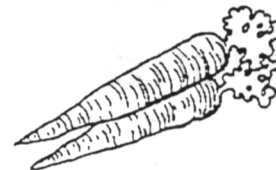

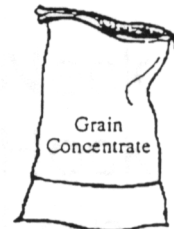
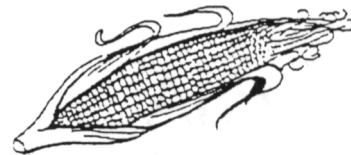

NOTES

Parents tour other goat facilities with your child to see how other goats live.




What Do We Eat?

Draw a line to match the 4-H'er and the goat to the food they like to eat:



NOTES
Parents help your child draw a line to match the food they eat and then ask them to draw a line to what food their goat might eat.




What Are The Body Parts?

Draw lines to the body parts on the 4-H'er and the goat.



Arm
Leg
Knee
Shoulder



Neck
Hock
Loin
Shoulder

Tell your parent how they are alike and how they are different?

NOTES Parents help your child record his/her answer.

Caring For My Kid

NOTES
Parents assist your child in using
scissors to cut out the pictures on
page 10.

Billy 4-H'er has written a story about how he cares for his goat but he needs your help to fill in the boxes. Cut out the items on page 10 and glue them in the proper box.

I feed my  everyday.


My goat eats  and drinks lots

of clean  . My goat lives in a

 that I keep clean. I lead my


goat everyday up and down the path for exercise.

When I lead my goat I use a



to help keep him under control. Sometimes

I get my parents to help me trim my goat's



with



. This

trimming helps my goat to walk and stand

more correctly. My parents also help me

give



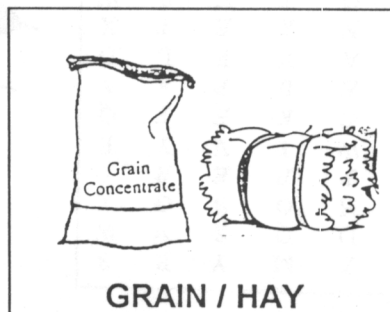
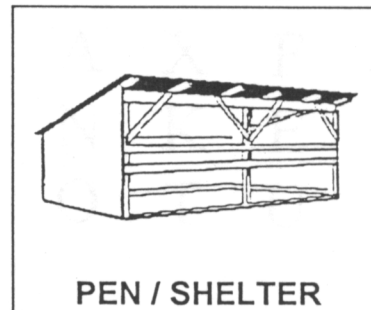

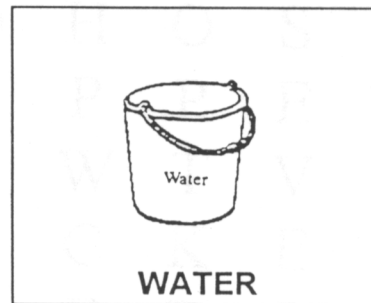
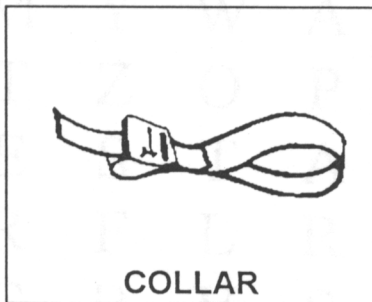
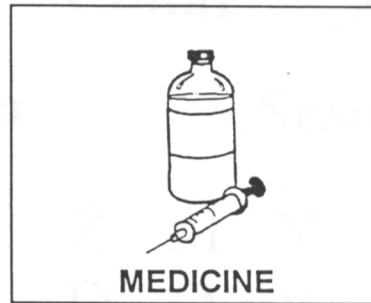
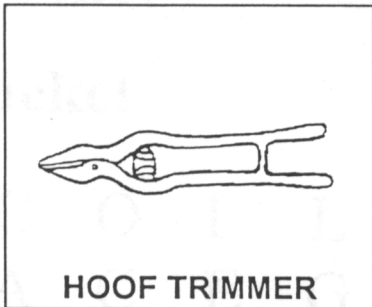
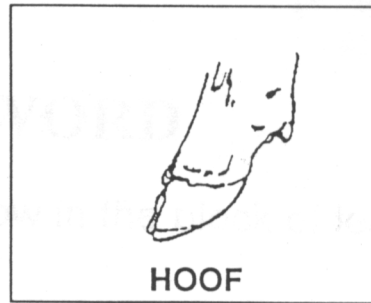
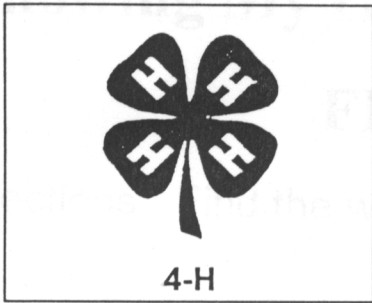
to my goat if it gets sick.

I really like to spend time with my goat.

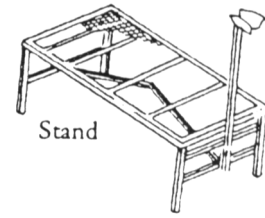
I will learn all I can about him to make my



project a success.



Showing My Goat



FIND - A - WORD

Directions: Find the words listed below in the block of letters.

Blanket

Clippers

Collar

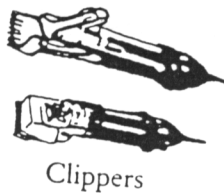
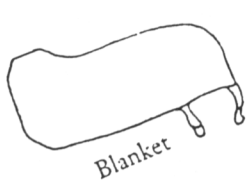
Soap

Bucket

Feed Pan


Stand

| | | | | | | | | | | | |
|---|---|---|---|---|---|---|---|---|---|---|---|
| C | O | L | L | A | R | I | Z | M | Y | R | S |
| A | C | E | G | H | J | K | D | Q | S | V | W |
| M | Y | W | A | L | E | O | H | O | S | G | X |
| T | Z | O | P | C | L | I | P | P | E | R | S |
| E | S | T | A | N | D | S | W | T | V | Y | F |
| R | F | L | R | D | B | U | C | K | E | T | Q |
| G | B | V | S | E | F | E | E | D | P | A | N |
| S | O | A | P | Z | N | E | A | X | F | L | D |
| H | E | X | Y | B | L | A | N | K | E | T | X |
| J | C | D | K | P | M | R | O | T | U | S | W |



C O L L A R I Z M Y R S
 A C E G H J K D Q S V W
 M Y W A L E O H O S G X
 T Z O P C L I P P E R S
 E S T A N D S W T V Y F
 R F L R D B U C K E T Q
 G B V S E F E E D P A N
 S O A P Z N E A X F L D
 H E X Y B L A N K E T X
 J C D K P M R O T U S W

Showmanship

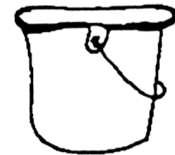



Circle the correct answer about showmanship.

1) Wearing the proper clothing when showing your goat is very important. Leather boots, nice clean long pants and a nice shirt are the best attire for 4-H'ers. Which 4-H'er is dressed the best to show her meat goat?



2) When showing a goat it is important to show your goat to the best of your ability. Extra items that may get the judges attention are not necessary. Which items do not belong in the show ring while showing your lamb?



3) When exhibiting a meat goat its feet should be set-up. For example, the front feet should come straight down from the shoulders and the rear feet should be down from the hips with all four feet holding equal weight. Which kid has its feet placed correctly?



NOTES - Parents refer to the goat resource guides to help you assist your child in determining the correct answers.

NOTES

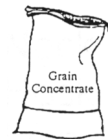
Parents this story is designed to be read aloud to the child. Then read aloud the checklist on page 15. Help your child to distinguish which are correct for a good showperson.

Let's Get A Goat

One day Jane told her parents that she would like to have a meat goat kid. At first Jane's parents were a bit unsure about taking on such a challenge because Jane was only six years old. Jane soon convinced her entire family that having a meat goat kid would be a lot of fun for everyone.

Later that week Jane and her parents went to visit the "Happy Doe Goat Farm." They wanted to find out all they could about goats. Mr. Shepherd showed them around his farm. He also answered all their questions on how to care for goats. Jane was full of questions. How to choose a goat for show? The proper way to feed a goat? How to take care of a goat? After all their questions were answered Jane's parents felt that they would be able to properly care for a goat. They left the "Happy Doe Goat Farm" with a meat goat kid for Jane.

Once she got her new goat home, she took excellent care of it. She



and exercised it everyday. Jane also practiced leading her goat from the




side

. She learned to set up her goat with all

four feet

placed squarely. Jane kept good eye contact with her parents when they pretended to be the judge. Jane answered all the questions that her parents could think to ask her about her goat. With a little help from her parents Jane's kid grew into a

beautiful



that she was very proud to own. Jane's


parents were also proud of the lamb because they knew how hard Jane had worked to make it so beautiful.

The time quickly arrived for the county fair meat goat show. This was Jane's first show. She was very excited and a little nervous. Jane knew she had been practicing at home with her goat. She was ready for her class to be called to the showring. Class III, novice showmanship, was her class. Jane entered

the ring wearing her leather boots and clean new



Her sparkling clean attention.



immediately caught the judges'

She carefully watched the judge. Soon he came over to her and asked her a few questions about her goat. She could answer all of them! Then the judge went to handle her goat. When he did the goat jumped straight up in the air. Jane held on and did not give up. She moved her goat back in line with the others. Then Jane acted as though nothing had happened. She continued to work hard with her goat throughout the entire class. She even helped the girl in front of her to get her goat moving, by lifting the goat's tail. In the end, she received a



. Jane was thrilled because all of her hard work had paid off.

Jane learned a lot from her first meat goat. She also made many new friends. Jane's parents learned a great deal, too. They really enjoyed the extra time that allowed them to spend together as a family. Maybe next year Jane will

have two meat goat kids



A Good Showman

Place a check in front of all that are true.

Leads animal from the animals left side

Keeps the goat under control

Talks to friends outside the show ring

Follows directions of the judge

Keeps eye contact with the judge

Has goat clean and presentable

Gives up if goat misbehaves

Helps other exhibitors with their goats

Sets up the goat's feet in the proper position


Gets mad with the judge

Is polite with other exhibitors

Wears dirty pants and shirts

Believes winning is everything

Remembers to have a good time



NOTE - Parents information to help determine a good showman is provided in the story on the previous page(s)

Things a Judge Might Ask

Below are some questions that a judge might ask you about your goat while you are showing. If you have a meat goat, complete the questions based on your goat project. If you do not have a goat make up the answers to the following questions.

1) What is your meat goat kid's name?

2) What is the breed of your meat goat?

3) What is the birth date of your goat or age of your goat?

4) Normal market weight for a meat goat kid is 85 - 100 pounds. What is the weight of your goat?

5) What is the gender (boy/girl) of your goat?

6) What does your goat eat each day and how much does he/she eat?

NOTES: Parents play judge for your child while he/she practices with his/her goat. Ask these questions to help prepare him/her for the show

Make a Meat Goat Collage

Find pictures of goats in a magazine and use pictures of you and your goat to make a goat collage. Cut the pictures out and paste them on this page.

Parent/Child Fun Things To Do

Check out a few library books on goats. Read your child a story about goats.

Go to a meat goat show or fair and see how many different breeds you can identify.

Watch your goat eat and describe how your goat eats feed, grass, or hay.

Visit a veterinarian's office.

Practice showing your meat goat.

Take a video or pictures of you and your goat.

Visit your local Cooperative Extension Service to pick up information on the meat goat project.


Visit local goat farms.

Show your meat goat in various shows.

Fun Things I Did

These are the things you and your child could have done in this meat goat project book. Discuss each activity with your child and make a check by the ones you did.

- We read the information from the meat goat project guides
- I colored the pictures in the fun record
- I drew a picture of my home
- I drew a picture of my goat's home
- I matched the 4-H'er with the food he/she eats
- I matched the goat with the food it eats
- I labeled the body parts of the 4-H'er
- I labeled the body parts of the goat
- I completed the caring for my goat story
- I completed the show equipment find a word
- I completed the showmanship multiple choice
- I completed the good showman checklist
- I learned things a judge might ask
- I made a meat goat collage



Glossary

- 1) **Blanket** - A cloth used to cover the body of a meat goat to keep it clean before a show.
- 2) **Clippers** - A piece of equipment used to remove the hair from a goat's body.
- 3) **Collar** - A chain or rope placed around a goat's neck to help guide it and keep it under control.
- 4) **Grain Concentrate** - Food for meat goats, made from a mixture of grain (corn and oats).
- 5) **Hoof** - A meat goat's toenail.
- 6) **Hoof trimmer** - Equipment used to cut a goat's hooves.
- 7) **Set-up** - Placing the goat's feet correctly. Front feet straight down from the shoulders and rear feet slightly back from the hips.
- 8) **Stand** - A piece of equipment used to hold a goat still for grooming.

Prepared by Matthew C. Claeys, Former Extension Livestock Specialist, 4-H,
Sharon B. Rogers, Former Extension 4-H Livestock Technician, Department of Animal Science; and
Sharon R. Rowland, Department of 4-H Youth Development, North Carolina State University.

Dawn Gursslin, Illustrations
Kelly Smith, Layout



**North Carolina
Cooperative Extension Service**
NORTH CAROLINA STATE UNIVERSITY
NORTH CAROLINA A&T STATE UNIVERSITY

Distributed in furtherance of the Acts of Congress of May 8 and June 30, 1914. Employment and program opportunities are offered to all people regardless of race, color, national origin, sex, age, or disability. North Carolina State University, North Carolina A&T State University, U.S. Department of Agriculture, and local governments cooperating.