

MEAT GOAT




Step 2



7-8 year old Project Book

NAME _____

What you will learn



- How to take care of a meat goat
- How to identify body parts of a meat goat
- How to keep records on a meat goat
- Proper ways to show a meat goat
- Learn general knowledge about meat goat

Objectives

- Learn how animals are like you
- Learn to master different hands-on skills
- Learn to work with other living things
- Learn to share what you learn with your friends



NOTE

To help your child better understand the subject matter related to these activities you may obtain information from your local Cooperative Extension Service office. Helpful meat goat publications are the Meat Goat Showmanship (ANS 96-603S/G), and Meat Goat Exhibitor's Project Guide (ANS 96-604S/G & ANS 96-605S/G).

Meat Goat Fun Record Book

The “Fun Record” is a way to learn more about your goat project. Your goat project should be a lot of fun as well as a good learning experience. Remember that if you need help completing the record be sure to ask someone in your family or a volunteer that knows about meat goats. All the information in this booklet will help you learn more about all goats. Good luck with your project and have fun.

Please fill in the following information:

4-H'er information

Name: _____
Address: _____
Age: _____
Birth Date: _____
County: _____
4-H Club: _____

Meat Goat information

Identification : _____
Age or Birth date: _____
Breed: _____
Weight at the end of project: _____ lb.
Weight at the start of project: _____ lb.
How many pounds did your goat gain: _____ lb.


NOTES

Parents use identification number (ear tag) to identify the goat rather than a name.


Fun Things To Do

These are the things you and your child can do in this goat project book. Discuss each activity with your child and make a check by the ones you decide to do.

- ☐ Spend time planning your project by using the Cooperative Extension Service materials mentioned on page 2.
- ☐ Color the pictures in the fun book
- ☐ Complete the 4-H'er & goat information section
- ☐ Label the body parts of the goat
- ☐ Complete the Goat Knowledge Crossword Puzzle
- ☐ Complete the Secret Word Puzzle
- ☐ Write a story about your goat
- ☐ Complete the Goat Maze
- ☐ List qualities of a good showperson
- ☐ List the characteristics of a poor showperson
- ☐ Learn "Things a judge might ask?"
- ☐ Complete the "Learning About Meat Goats" multiple choice
- ☐ Make a goat collage
- ☐ Take care of your goat everyday

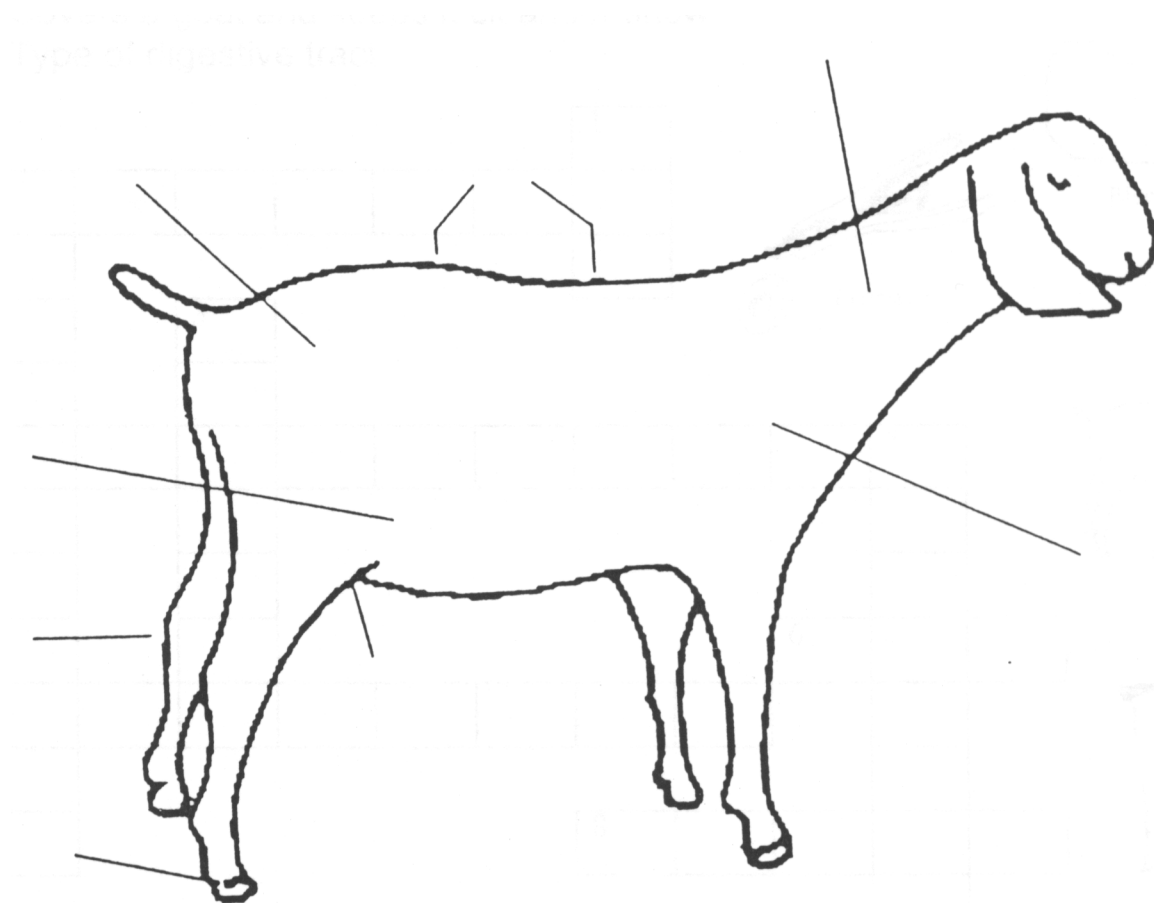


Parts of a Meat Goat



Label the body part of the goat:

Rump	Flank	Hock	Stifle
Loin	Pastern	Neck	Shoulder



Notes

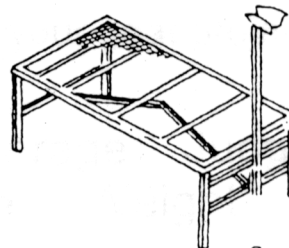
Parents a labeled picture of a meat goat may be found in the "Goat Exhibitor's Project Guide for 7-8 Year Olds". ANS 96-605S/G, this publication may be obtained from your local Cooperative Extension Office.



Meat Goat Knowledge - Crossword Puzzle

Across

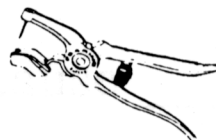
- 2) The Spanish word for goat kid meat
- 4) Used to castrate male goats
- 6) A baby goat, under 1 year old
- 7) Used to put tags in a goat's ear
- 8) The table used to hold a goat for grooming



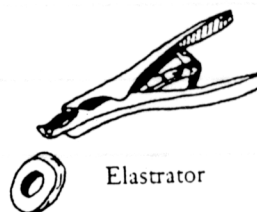
Stand

Down

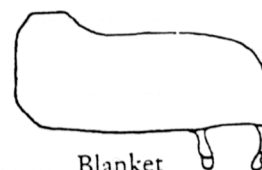
- 1) A female goat
- 2) A grain mixture used to feed a goat
- 3) Covers a goat and keeps it clean for show
- 5) Type of digestive tract




Ear Tagger



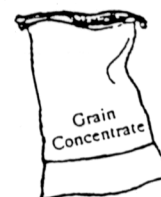
Elastrator



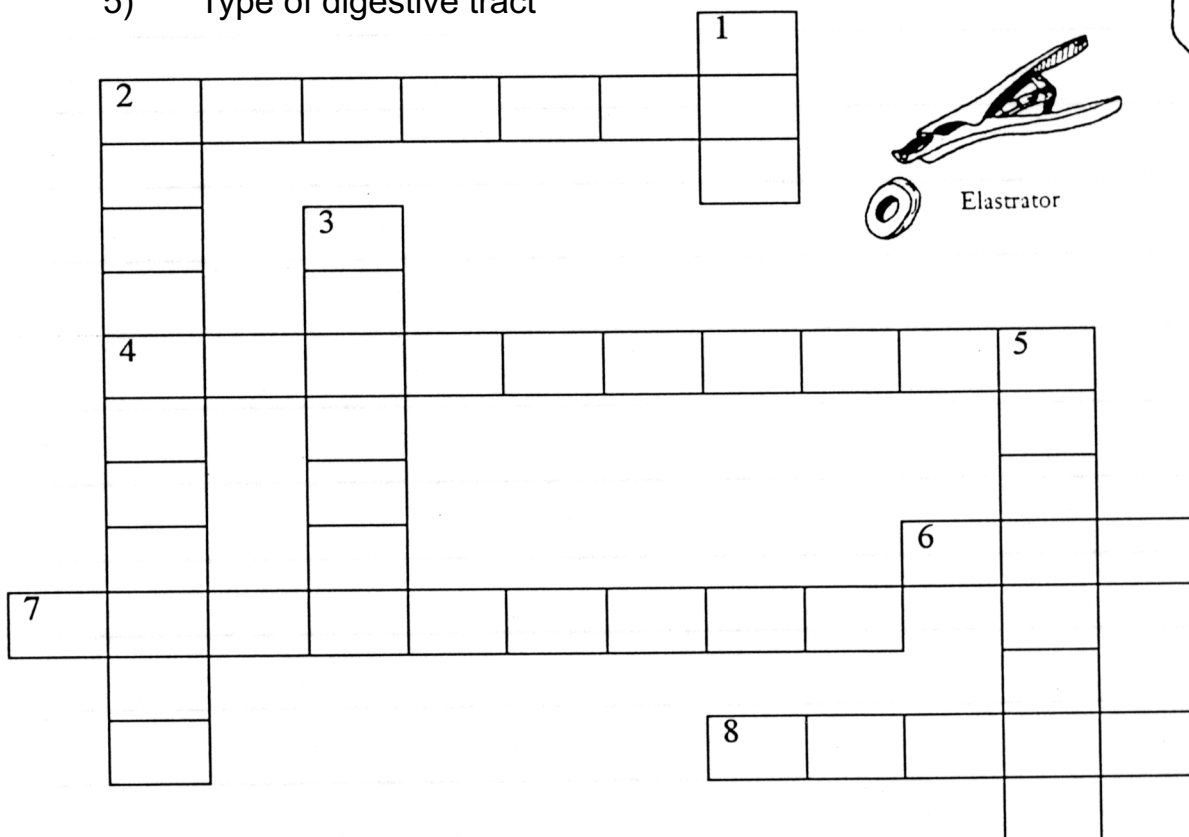
Blanket



Kid



Grain Concentrate



Choose from the following list of words to solve the puzzle:

Blanket Cabrito Concentrate Doe Ear tagger

Elastrator Kid Ruminant Stand

Notes

Parent an answer key may be found on page 17.

A Goat Story

Use the following key words to write a story about your goat project.

Clippers Corn Collar Exercise Forage Judge
Leg Set-up Showring Water hose Weigh
Hoof trimmers

My goat project was a success because

This image shows a blank sheet of white paper with horizontal ruling lines. The lines are evenly spaced and extend across the width of the page. In the bottom right corner, there is a small black logo featuring a stylized letter 'S' or '8' with a circular element inside.

cret Words

Circle every third letter to find the secret words:

- 1) The name of a goat's digestive system?


STRQVUACMDRIPENHVAJRNSBT

- 2) What is another name for hay?

ABFVWOSPRIJALXGCYE

- 3) A baby goat?

LAKHGIBFD




NOTES

Parents an answer key may be found on page 17.


Goat Maze



Help the goat find his food...



Showmanship



List 5 qualities of a good showperson:

- 1) _____
- 2) _____
- 3) _____
- 4) _____
- 5) _____

List 5 characteristics of a poor showperson:

- 1) _____
- 2) _____
- 3) _____
- 4) _____
- 5) _____

NOTES

Parents allow your child to write these answers in their own words and not to copy them directly for the guides. The answers may be found in the "Goat Exhibitor's Project Guide for 7-8 Year Olds", ANS 96-605S/G and "Meat Goat Showmanship" ANS 96-603B, these publications may be obtained from your local Cooperative Extension Office.

Things a Judge Might Ask

Have your parents to be the judge and ask you these questions about your goat. Then answer the questions in the space provided.

- 1) What is your goat's name or identification number? _____
- 2) What is the breed of your goat? _____
- 3) What is the birth date of your goat or age of your goat? _____
- 4) How much does your goat weigh? _____
- 5) What is the gender of your goat? _____
- 6) What does your goat eat each day and how much does he/she eat? _____
- 7) Do you know the body parts of your goat?
(Study the parts and practice pointing them out to your parents)
- 8) What would you change about your goat to make it better?

Learning About Meat Goats

1) What is the correct name for a female goat?

- A. Buck
- B. Kid
- C. Doe

2) How many compartments are in a goat's stomach?

- A. 1
- B. 3
- C. 4

3) Which food below would your goat like to eat?

- A. Oranges
- B. Corn
- C. Bacon

4) Which breed of goat has a brown face and a white body?

- A. Pigmy
- B. Boer
- C. Alpine

5) What is the most expensive cut of meat from a goat?

- A. Shoulder
- B. Ear
- C. Loin

6) Hay is known as a

_____.

- A. Desert
- B. Forage
- C. Concentrate

7) What is the ideal weight range for a meat goat?

- A. 30 - 50 lb.
- B. 80 - 100 lb.
- C. 150 - 175 lb.

8) How many top front teeth do goats have?

- A. 10
- B. 5
- C. 0

9) From what side do you lead your lamb?

- A. Right
- B. Left
- C. Rear

10) Which item is made from goat hair?

- A. Sweaters
- B. Tennis shoes
- C. Blue jeans

NOTES

Parent an answer key may be found on page 17.

MAKE A MEAT GOAT COLLAGE

Find pictures of goats in a magazine and use pictures of you and your goat to make a goat collage. Cut the pictures out and paste them on this page.

Parent/Child

Fun Things To Do

Keep production records on your goat. For example, weight, height, feed consumption, medication, sire and dam of the goat kid.

Practice developing your showmanship skills with your goat.

Prepare a meal made with chevon for dinner.

Visit a local petting zoo to see if they have goats. If they have goats watch them to see how they interact with the other animals and people.

Checkout a few library books on goats. Have your child read a story about goats to you.

Go to a goat show or fair and see how many different breeds you can identify.

Watch your goat eat and describe how your goat eats feed, grass, or hay.

Visit a veterinarian's office.

Practice showing your goat.


Take a video or pictures of you and your goat.

Visit your local Cooperative Extension Service to pick up information on the meat goat project.

Fun Things I Did

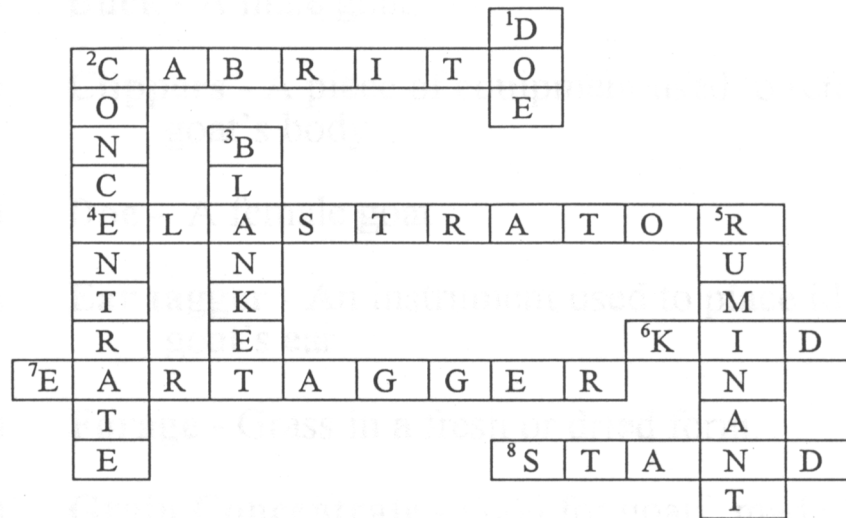
These are the things you and your child could have done in this meat goat project book. Discuss each activity with your child and make a check by the ones you did.

- ☐ We read the information from the meat goat project guides
- ☐ I colored the pictures in the fun book
- ☐ I completed the 4-H'er & goat information section
- ☐ I labeled the body parts of the goat
- ☐ I completed the Goat Knowledge Crossword Puzzle
- ☐ I completed the Secret Word Puzzle
- ☐ I wrote a story about my goat
- ☐ I completed the Goat Maze
- ☐ I listed the qualities of a good showperson
- ☐ I listed the characteristics of a poor showperson
- ☐ I learned "Things a judge might ask?"
- ☐ I completed the "Learning About Goat" multiple choice
- ☐ I made a goat collage
- ☐ I took care of my goat everyday.



Answer Keys

Crossword Puzzle



Secret Words

- 1) Ruminant
- 2) Forage
- 3) Kid

Learning About Meat Goats

- | | |
|-----|------|
| 1-C | 6-B |
| 2-C | 7-B |
| 3-B | 8-C |
| 4-B | 9-B |
| 5-C | 10-A |

Glossary

- 1) **Blanket** - A cloth used to cover the body of a goat to keep it clean before a show.
- 2) **Buck** - A male goat.
- 3) **Clippers** - A piece of equipment used to remove hair from a goat's body.
- 4) **Doe** - A female goat.
- 5) **Ear tagger** - An instrument used to place identification tags in a goat's ear.
- 6) **Forage** - Grass in a fresh or dried form.
- 7) **Grain Concentrate** - Food for goats, made from a mixture of grain (corn and oats).
- 8) **Halter** - A rope to place on a goat's head to help keep it under control.
- 9) **Judge** - The person responsible for placing the meat goats during a show.
- 10) **Kid** - A baby goat under one year of age.
- 11) **Ruminant** - An animal with a four chamber stomach that is able to eat grass.
- 12) **Set-up** - Placing the goat's feet correctly. Front feet straight down from the shoulders and rear feet slightly back from the hips.
- 13) **Showring** - The area where the meat goat show takes place and the judge evaluates your goat.
- 14) **Stand** - A piece of equipment used to hold a meat goat still while it is being groomed.
- 15) **Wether** - A male goat with its sexual organs removed.

Prepared by Matthew C. Claeys, Former Extension Livestock Specialist, 4-H,
Sharon B. Rogers, Former Extension 4-H Livestock Technician, Department of Animal Science;
and Sharon R. Rowland, Department of 4-H Youth Development, North Carolina State University.

Dawn Gursslin, Illustrations
Kelly Smith, Layout



North Carolina
Cooperative Extension Service
NORTH CAROLINA STATE UNIVERSITY
NORTH CAROLINA A&T STATE UNIVERSITY

Distributed in furtherance of the Acts of Congress of May 8 and June 30, 1914. Employment and program opportunities are offered to all people regardless of race, color, national origin, sex, age, or disability. North Carolina State University, North Carolina A&T State University, U.S. Department of Agriculture, and local governments cooperating.