

## NEWS FROM

# The Cloverfields of Chatham County



November 2015

*From your 4-H Program Staff...*

Welcome to the start of the holiday season, and congrats to all who have survived and triumphed in the show season this fall!

With Thanksgiving on our minds, we'd like to take this time to honor some of the things we are most thankful for. First and foremost, we are so thankful for our volunteers! The amount of time and effort that goes into maintaining the clubs is astounding - and we are blessed to have so many volunteers willing to give themselves to helping 4-H. A big thank you to each and every volunteer!

We are also thankful for the community we are a part of. We are grateful to have the support of our cooperative extension office. Without their guidance and wisdom, we'd often be lost! We appreciate their support in all our endeavors.

We hope you do the same in your life - Thanksgiving is a reminder that we should make sure to let the important people in our lives know how thankful we are for them and all the things they do!

*Sincerely,  
Ginger & Carolyn*



Thanks to our wonderful and generous 4-H sponsors:



## Horsekateers Clean Up at AQHA Congress!



Horsekateers Laura Dickerson and Maddie Edwards returned victorious from AQHA Congress in Louisville KY, where they competed in Hippology and Horse Bowl. Both competitions require a tremendous amount of preparation and studying over the past year, and we are so proud of their success! The competitions are knowledge based, with topics ranging from equine anatomy to nutrition to history to 4-H competition. The competition has both team elements and individual



components. Left, NC Horsebowl Team. Left to Right, Maddie Edwards, Laura Dickerson, coach Angela Kaus, teammates Sierra Simmerman and Jennifer Choe. Right, Hippology Team. Left to Right, Maddie Edwards, coach Beth Morgan, teammates Sarah Morgan, Scout Biggs and Ruth Huggins.

components.

Both girls competed on the Horse Bowl Team, which was undefeated in all rounds. Individually, Maddie placed 2nd and Laura placed 3rd. Maddie also competed on the Hippology team, which placed 1st overall. She also had the highest score for an individual and ranked first in the exam portion and the station portion.


### THINK YOU KNOW HORSES?

TRY AND ANSWER SOME OF THESE HORSE BOWL AND HIPPOLOGY QUESTIONS! ANSWERS AT THE BOTTOM OF PAGE 2.

1. What is the normal temperature of a horse?
2. Where did the Quarter Horse originate?
3. A series of poles laid on the ground to teach a horse to work obstacles is called what?
4. What color is the skin of a purebred Arab?
5. What horse won the Triple Crown in 1973?
6. What kind of hay can be infected with blister beetles?
7. Fullering, web and branch are all part of what?
8. How long does it take for a stable fly to progress from egg to adult?



# NC State Fair Round Up



**Congrats to all who participated  
in the many, many, many  
competitions!**

**We know you all had fun and we  
can't wait to see what you do  
next year.**



**We're proud of every single  
one of you!**



1. 100.5 degrees Fahrenheit 2. America 3. Cavalletti 4. Black 5. Secretariat 6. Alfalfa 7. Horseshoe 8. 3-4 weeks



# Thanksgiving Traditions

Every family has a unique set of traditions they follow or honor around the holidays. Your friends may have a very different tradition or custom that their family adheres to every year. One of the great things about our world is how diverse these traditions are. How boring would it be if we all did the same thing on the fourth Thursday in November!

Think about what your family does for Thanksgiving. Do you have a small gathering? Immediate family only? Or are there so many people you have a long table set up

special for the holidays? Do you have a vegetarian Thanksgiving? Or watch a special movie? Does your family watch the Macy's Day Parade and watch Santa ring in the holidays?

No matter what your traditions are, there is an underlying theme you can find with all of these - we take this day to spend with our family and show appreciation and honor what we are all blessed to have. Happy Thanksgiving everyone!

## Thanksgiving Facts

Impress your family at dinner!

- Abraham Lincoln proclaimed Thanksgiving a national holiday in 1863
- All turkeys and chickens have wishbones
- A ripe cranberry will bounce
- The heaviest turkey on record weighed 86lbs
- At the first Thanksgiving in 1621, there were no forks



## Something to Bake & Something to Make

### Turkeys for Breakfast!?!?

#### Ingredients

- 1 can Pillsbury™ Grands! cinnamon rolls
- 10 slices bacon
- 5 candy corns
- 5 red mini candy-coated chocolate candies
- 10 candy eyeballs
- 15 mini pretzel sticks, cut in half



#### Steps

1. Heat oven to 350°F. Line cookie sheet with cooking parchment paper.
2. Unroll each roll about 1 inch; tuck dough into the roll to create neck of turkey.
3. Bake 20 minutes or until light golden brown. Cool 5 minutes.
4. Meanwhile, cook bacon until crisp; drain on paper towel-lined plate. Cut bacon slices in half. Tuck 4 halves of bacon into back of each cinnamon roll so they stick up and look like tail feathers.
5. Drizzle tops of rolls with icing. Decorate turkeys with candy eyeballs, candy corn and candy-coated chocolate candies. Before serving, place halved pretzel sticks underneath each turkey to resemble turkey's feet.

Recipe courtesy of Pillsbury.com

### Pumpkin Pie Play Dough



- You'll need:
- 5 cups water
  - 2½ cups salt
  - 3 tbsp. cream of tartar
  - 10 tbsp. vegetable oil
  - 5 cups flour
  - Food coloring
  - Pumpkin Pie Spice

#### Steps:


1. Mix everything except the food coloring together in a large pot until smooth. It will be lumpy! Not to worry, the dough will get smoother as it cooks.
2. Cook the dough on the stove top over a low heat, stirring frequently. It will start to get sticky. Continue until the water cooks out and edges begin to appear dry. Pinch off a piece of dough, if it is not gooey, then the dough is ready.
3. Place the warm dough on a counter top and knead until smooth. Divide into the number of colors you want.
4. Flatten each section and add food coloring, kneading to incorporate.
5. Store the dough in a large Ziplock bag or container.

Unused, it will keep for months!  
Recipe courtesy of Tinkerlab.com






**THANKS FOR READING OUR NEWSLETTER! HAVE SOME SUGGESTIONS OR IDEAS FOR THE NEXT ONE? EMAIL [CAROLYN.JOHNSON@CHATHAMNC.ORG](mailto:CAROLYN.JOHNSON@CHATHAMNC.ORG)!**

Distributed in furtherance of the acts of Congress of May 8 and June 30, 1914. North Carolina State University and North Carolina A&T State University commit themselves to positive action to secure equal opportunity regardless of race, color, creed, national origin, religion, sex, age, veteran status or disability. In addition, the two Universities welcome all persons without regard to sexual orientation. North Carolina State University, North Carolina A&T State University, U.S. Department of Agriculture, and local governments cooperating.



# NOVEMBER 4-H CALENDAR



SUNDAY	MONDAY	TUESDAY	WEDNESDAY	THURSDAY	FRIDAY	SATURDAY
1	2	3	4	5	6	7
8  4-H Fall Leaders Day	9	10	11  Veteran's Day Office Closed	12	13 4-H Farm Credit Showmanship Banquet	14 State 4-H Council Conference in Raleigh →
15 	16	17	18	19	20	21
22	23	24	25	26  Happy Thanksgiving	27 Office Closed	28
29	30	Reminder! Club Recharters are due December 4th!!!!	For more details on any of these activities and dates, see online at <a href="http://chatham.ces.ncsu.edu">chatham.ces.ncsu.edu</a> or call 919-542-8202			

**Chatham County Cooperative Extension**

**65 East Chatham St**

**Pittsboro, NC 27312**